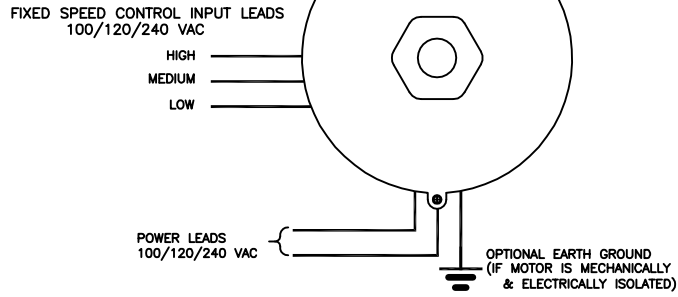
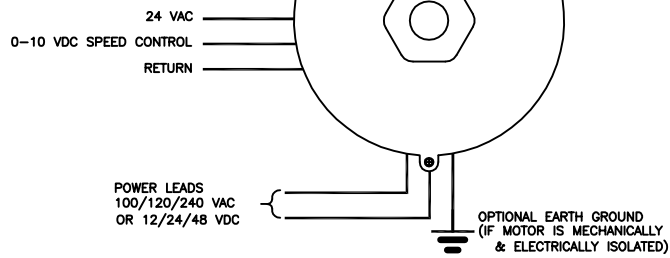


**NON-ISOLATED  
HIGH VOLT INPUT**

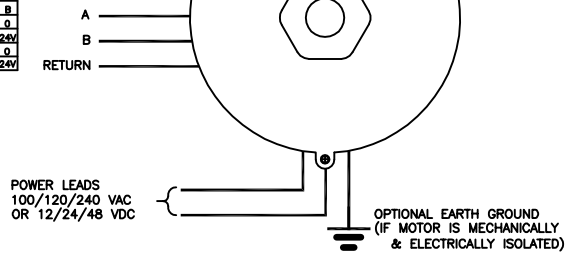


**ISOLATED 0-5 or 0-10 VDC  
ANALOG OR PWM  
CONTROL INPUT**



**ISOLATED 24 VAC  
2 BIT DIGITAL INPUT**

SPEED	A	B
OFF	0	0
LOW	0	24V
MED	24V	0
HI	24V	24V



**ISOLATED  
BI-DIRECTIONAL  
RS-485  
COMMUNICATION**

